

AT&T Chief Data Office

IOS on Mobile

8.1.2019



Data Library Status	
3	3
1	0

SLA is Met for **9/13**

Select the data library to view the report

DP DataLibrary-Customer Preference

Tables

Audits Total: **68**


AUDITS

Audits Summary: **DLDM** **QDM**

41 DLDM Audits **27** QDM Audits


Data Magager Delivered 8/1/2019

Data Libraries Daily Report

AOTS Total
 **10**
 Tickets


AOTS


Serverity	Ticket Count
2	7
3	3
1	0
2	7
3	3
1	0

SLA SLA is Met for
 **9/13**

Data Magager Delivered 8/1/2019

Data Libraries Daily Report

SLA SLA is Met for
 **9/13**
 Tables

Audits Total
 **68**


AUDITS

Audits Summary **DLDM** **QDM**

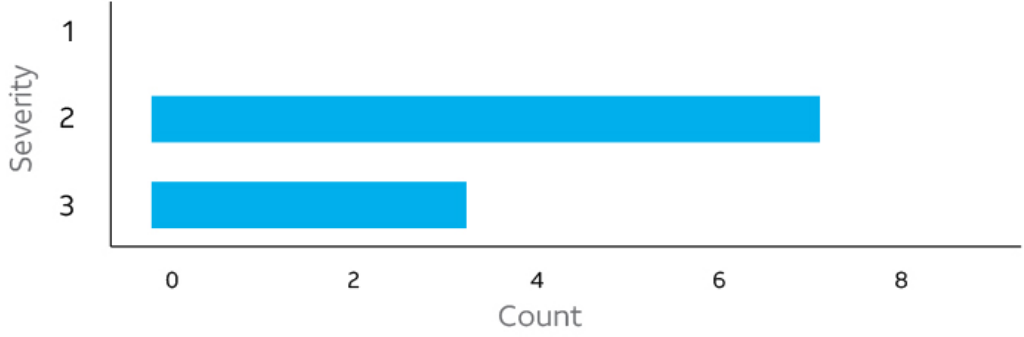
41 DLDM Audits **27** QDM Audits

Data Magager Delivered 8/1/2019

AOTS Ticket stats for DP DataLibrary-
Customer Preference

AOTS Total
 **10**
 Tickets

Count of Tickets by Severity



Severity	Count
1	7
2	3
3	0

AOTS TICKETS SUMMARY

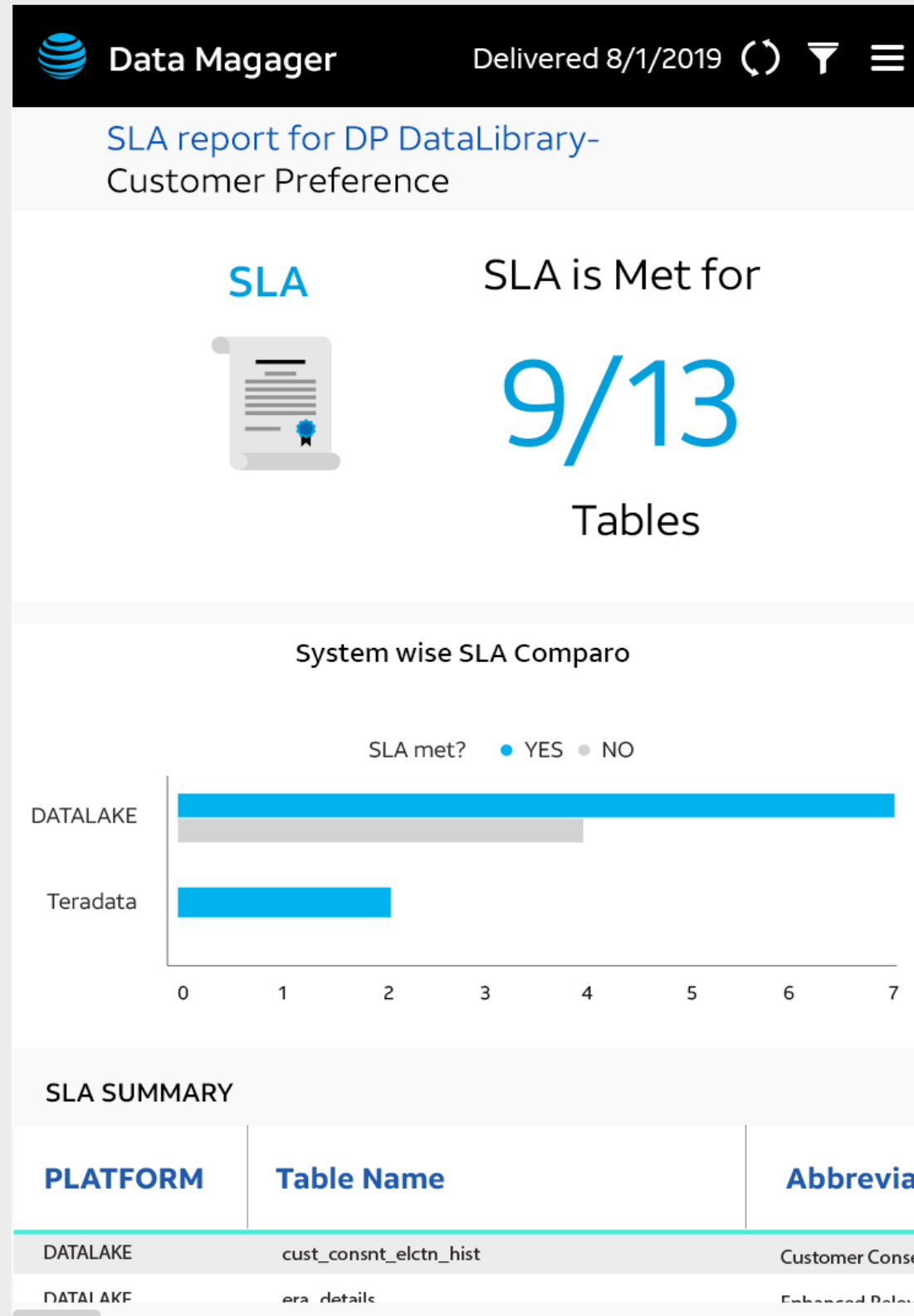
Data Library	Serverity	Count of Tickets
DP DataLibrary-Customer Preference	1	7
DP DataLibrary-Customer Preference	2	3

Data Magager Delivered 8/1/2019

AOTS Ticket stats for DP DataLibrary-
Customer Preference

AOTS TICKETS SUMMARY

Data Library	Serverity	Count of Tickets
DP DataLibrary-Customer Preference	1	7
DP DataLibrary-Customer Preference	2	3
DP DataLibrary-Customer Preference	0	0
DP DataLibrary-Customer Preference	3	1
DP DataLibrary-Customer Preference	4	2
DP DataLibrary-Customer Preference	5	4
DP DataLibrary-Customer Preference	1	7
DP DataLibrary-Customer Preference	2	3
DP DataLibrary-Customer Preference	0	0
DP DataLibrary-Customer Preference	3	1
DP DataLibrary-Customer Preference	4	2
DP DataLibrary-Customer Preference	5	4
DP DataLibrary-Customer Preference	1	2
DP DataLibrary-Customer Preference	2	3
DP DataLibrary-Customer Preference	5	4
DP DataLibrary-Customer Preference	1	2
DP DataLibrary-Customer Preference	2	3
Total	33	39



Data Magager Delivered 8/1/2019

QDM/DLDM Audit report for DP DataLibrary-
Customer Preference

QDM Audits

27

GREEN

DLDM Audits

41

GREEN

For more info click on below links to access the respective audit portal -

QDM Audit Portal

DLDM Audit Portal

QDM AUDIT - QUALITY

Quality Dimension	Score
Completeness	13
Consistency	5
Integrity	7
Not Classified	0
Validity	0

DLDM AUDIT - QUALITY

Data Magager Delivered 8/1/2019

DLDM AUDIT - QUALITY

Quality Dimension	Score
Completeness	1
Consistency	18
Integrity	0
Not Classified	1
Validity	6

AUDIT SUMMARY


Data Library	Quality Dimension
DP DataLibrary-Customer Preference	Completeness
DP DataLibrary-Customer Preference	Consistency
DP DataLibrary-Customer Preference	Integrity
DP DataLibrary-Customer Preference	Not Classified
DP DataLibrary-Customer Preference	Validity
Total	

Data Magager Delivered 8/1/2019

Usage Metrics report for DP DataLibrary-
Customer Preference


USAGE SUMMARY

System Name	Size in TB	# of Tables
Hadoop KM	1.60	18
Teradata eCDW	0.78	42
Vertica eCDW	0.66	14
Total	3.03	73




Total Size

TB



Total Object
Access Count



of Users


Data Magager Delivered 8/1/2019

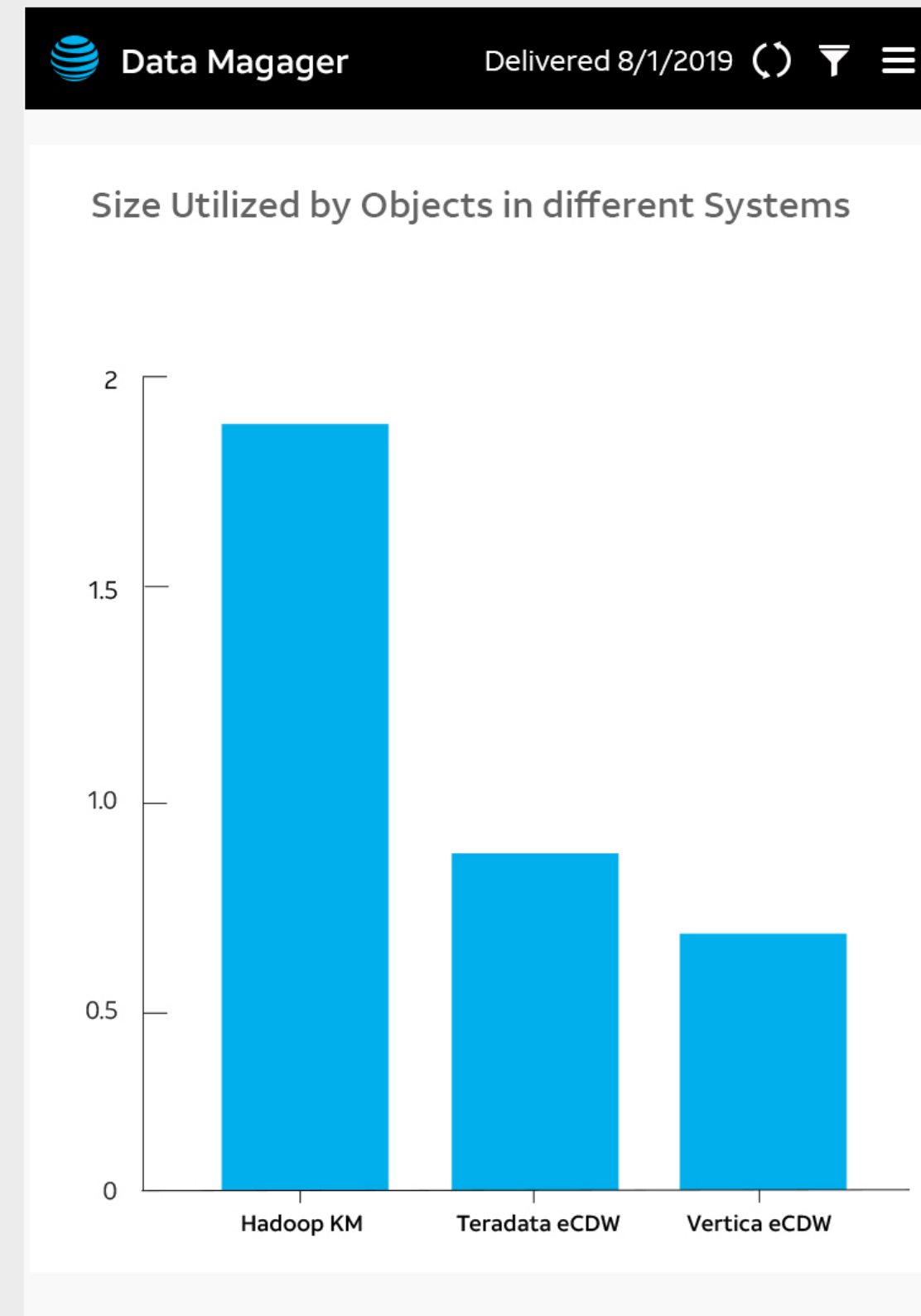
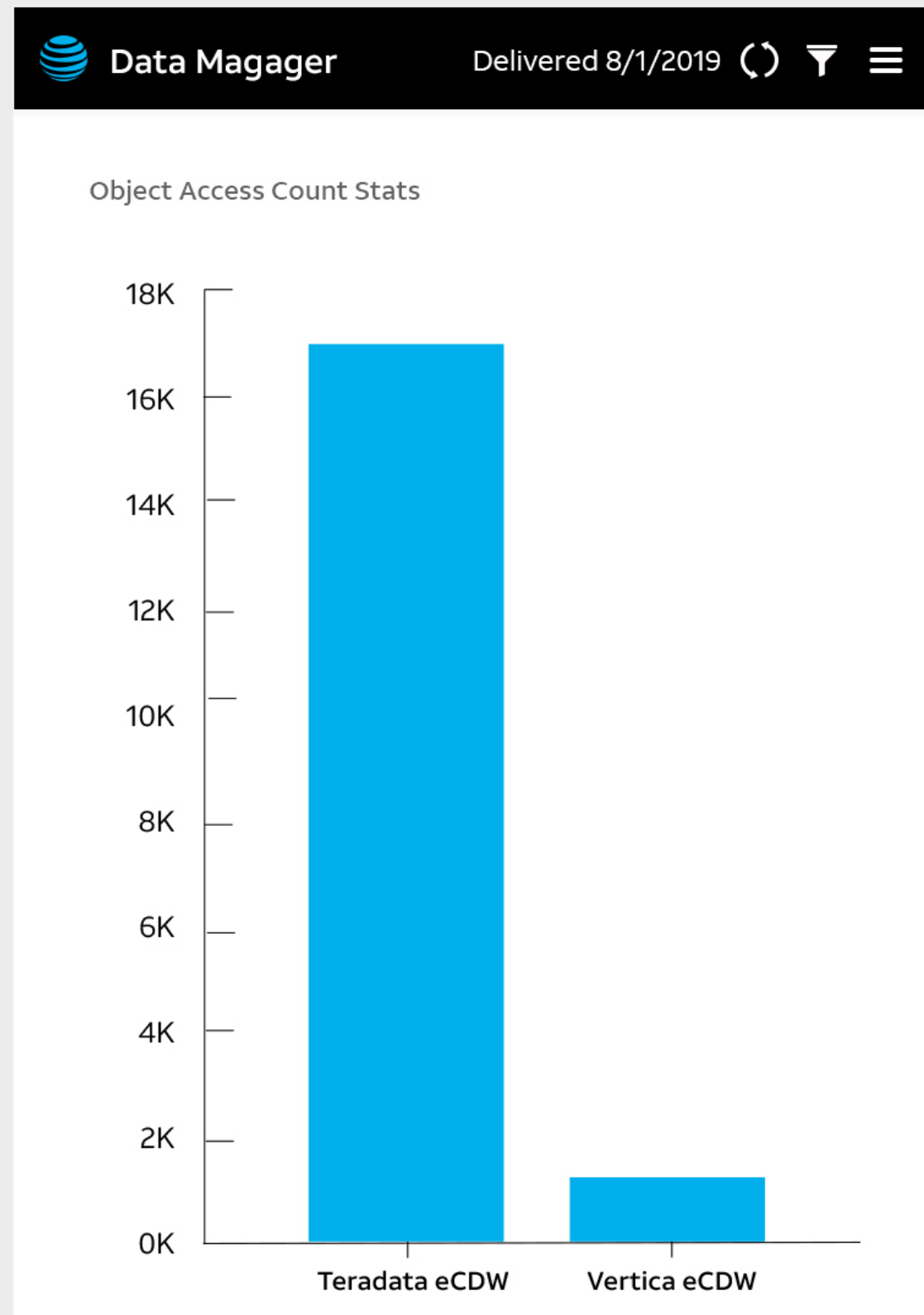
Usage Metrics report for DP DataLibrary-
Customer Preference

USAGE SUMMARY

System Name	Query Counts	#of Users
Teradata eCDW	109115344	4371
Vertica eCDW	8703931	623
Total	3.03	73

Top Tables based on Size Bytes





Mobile Navigation: MyBI - 3139

Thank you

